

➤ *Port of Marseille Authority*

20
06

*The role of a port as physical interface between
transport modes
A European Port Assessment*

Global Port

*1st Port in France and the Mediterranean
3rd Port worldwide for crude oil
4th European Port
1st Port Community in France*

PMA (Port of Marseille Authority)

*Turnover : 170 Million € in 2005
1500 Employees*

Port Economy

*Generating over 40 000 employments (direct & indirect)
(18 000 in the industrial field & 22 000 in other sectors)*

Our Port Community

15 professional organisations, 12 shipowners, 52 shipping agents, 80 forwarders & NVOCCs, shippers, stevedoring companies, shipbrokers...

➤ *One port, two harbors*



Container :
301 000 teus



Fruit & Vegetables :
621 KT




Passenger Terminals :
1 834 000 passagers

RORO: 3,74 MT



Ship Repair facilities



Chemical products : 3 MT



**Container :
607 000 teus**



**Logistics platform
Fos Distriport**



Dry Bulk : 15 MT



Crude Oil : 62 MT

238 liner services connecting the PMA to 400 ports : USA, Asean, Far East, North Africa, Middle East, West Africa...



- 10 000 calls by 100 shipping lines
- 96.6 MT
- 2 millions pax

*Our response to
inland transport
requirements*

→ *Extensive
multimodal
services...*



A direct connection to Lyon Terminal and Fos Containers Terminal by barge - waterway netw

Daily railway connections linking Marseille-Fos Terminals with all European cities



modern highway network to all European cities





Road / Truck transportation still accounts for more than 75% of container inland transportation

Share of rail transportation has been stable for the last 3 years, accounting for 18% of container inland transportation (125 000 teus)

Combined rail / road transportation organisation is being re-defined

Waterway transportation is in full expansion (+40% in 2004 with 47.000 teus), accounting for 5% of inland container transportation.





Massive daily flow of trucks

2300 lorries / day

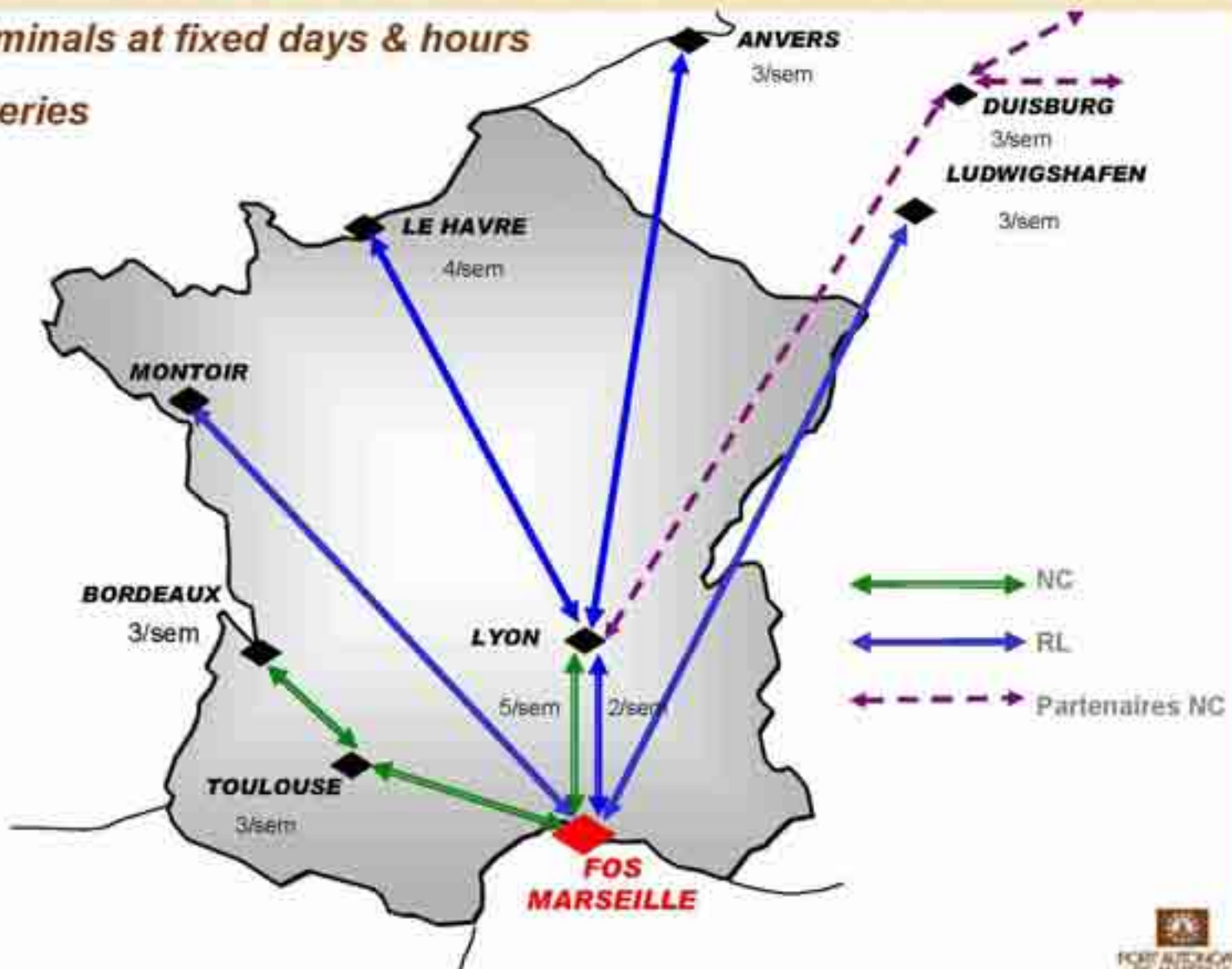
1000 cars / day

Limited capacity to accommodate drivers


*Projects of parking area & facilities
dedicated to drivers*

➤ Dedicated Railway Shuttles

- Leaving the terminals at fixed days & hours
- Overnight deliveries



➤ A Waterway Network in full expansion



RSC (River Shuttle Containers) since Oct. 2001

Traffic ex. Fos : 60 000 TEUS

Transportation cap. 2005: 80 000 TEU's
4 rotations / week between Lyon and Fos, 2
voyages calling also Chalon and Mâcon (+ Pagny
as from 2nd semester 2005

Alcotrans since december 2004

Minimal traffic ex. Fos: 15 000 TEUs

Transportation capacity 2005: 50 200 TEU's
2 rotations/ week between Lyon, Valence and Fos
on the 1er semester 2005
3 rotations / week on the 2nd semester 1 voyage
calling also Mâcon, Chalon and Pagny



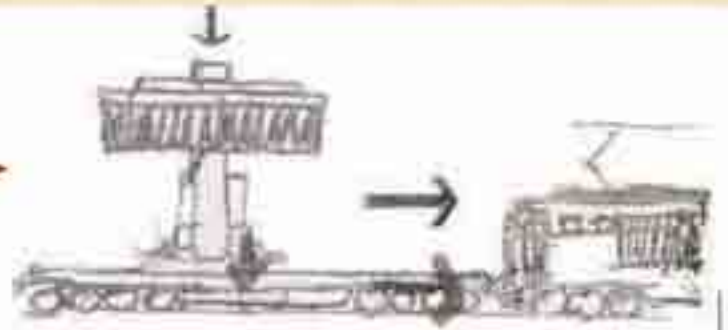


- *Excellent results for container traffic that has been multiplied by 6 within 4 years : 46 200 teu's handled in 2004*
- *Project of a dedicated barge terminal*
- *Inland / dry ports also in full expansion (Lyon, Macon, Chalon & Pagny)*
- *A tremendous capacity of development*

Prospects in the field of inland transportation

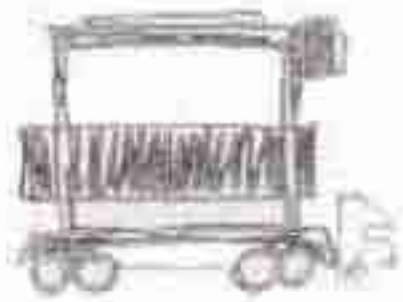
Existing terminal : 700 000 teus
+ 2 additional terminals : 800 000
Teus
= 1,5 M.Teus

Objectives :



Rail

from 18 % to 30%
from 6/7 trains/d to 20/24 trains/d
from 100 000 teus to 400 000 teus



Road

from 77 % to 60%



River

from 5 % to 10%

PMA is moving forward...

...but aims at both developing its activity & respecting its environment...

...through an extensive development of intermodality

MARSEILLE
PORT
COOPÉRATION

Cooperation Department



PORT AUTONOME
DE MARSEILLE

www.marseille-port.fr